

Hartford Fair Market Hog ID Process for Exhibitors

Market Hog IDs must be submitted between April 15 and May 15, 2023. Any IDs not submitted in that timeframe will not be eligible for Champion or Reserve Champion Market Hog.
FFA members will complete their hog IDs through their FFA Advisor.

1. After logging in, the exhibitor will click on the Register an animal button. There is no option to make fair entries yet.

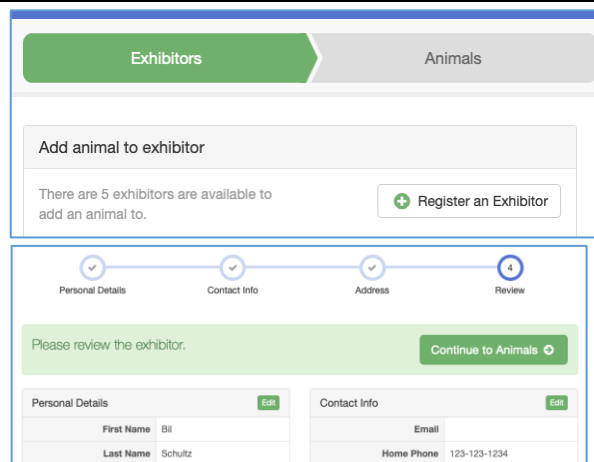
2023 Super Cool Fair

Animal ID is currently **Open**
1/3/2022 - 3/31/2022

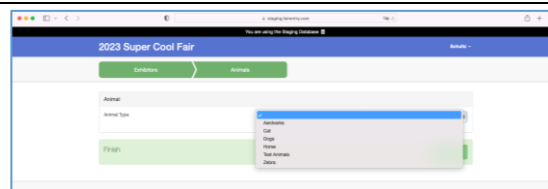
Animal Identification

[Register an animal](#)

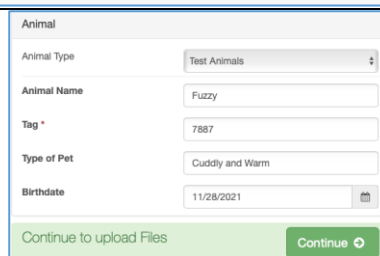
2. The first step is to register the exhibitor. There are 3 screens to complete:
 - First Name, Last Name, Birthdate, Grade – Names are required, Birthdate and Grade are controlled by your entry settings.
 - Contact Info – Phone is required, email, cell phones are optional.
 - Address (required)
3. When those 3 screens are complete, there is a Continue to Animals button on the Review screen.



4. The first step is to select the Animal Type to be identified.



5. After all fields are complete, the exhibitor will see a Continue to Upload Files option to upload the photos of your hog. Files uploaded must be an image file (GIF, JPG, PNG, TIFF).



6. After clicking Finish, the exhibitor is taken to a list of all exhibitors/animals for this family. There is an option beside each to Add an Animal for that exhibitor. There is also an option to Edit existing animals. To add a new exhibitor to the family, click on the green Exhibitors tab at the top of the screen.

