



Getting Your YQCA Web-Based Certification

CREATING AN ACCOUNT

Creating An Account

Go to <https://yqca.learnrow.io>

4-H Online Sign In

If you have an Active account in 4-H Online, select to Sign in with 4HOnline.

Will be prompted so select a state, then enter the Login information for your 4-H Online account.


After successfully logging in, you will be given a list of Active family members. Select a family member and start the account creation process.

FFA & Independent Sign In

For FFA members and those who do not have an active 4-H Online account

YQCA certification is now open! When you log in, there will be a Help button in the bottom right of the screen to notify us of any Issues - Thank You!

4-H Online Sign In



4Honline login only available for Families

Sign in with 4HOnline

or

FFA & Independent Sign In

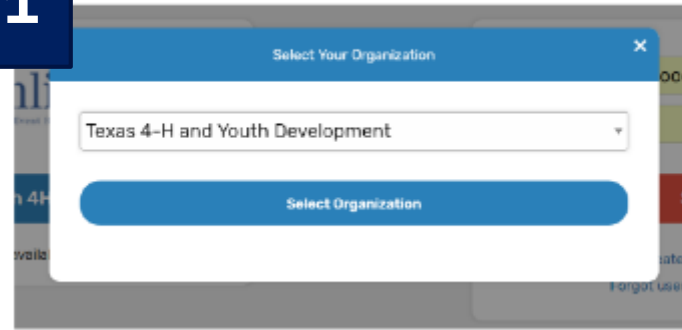
Sign In

[Create a new account](#)
[Forgot username or password?](#)

Creating An Account – 4-H Online

1

Select a 4-H Organization



2

Login with 4-H Credentials



Select a Family Member

Member's status must be active. If you're not sure of the member's status, log in to 4-H Online to view the status on the member screen. To check the progress of member activation in 4-H Online, contact your county 4-H office.

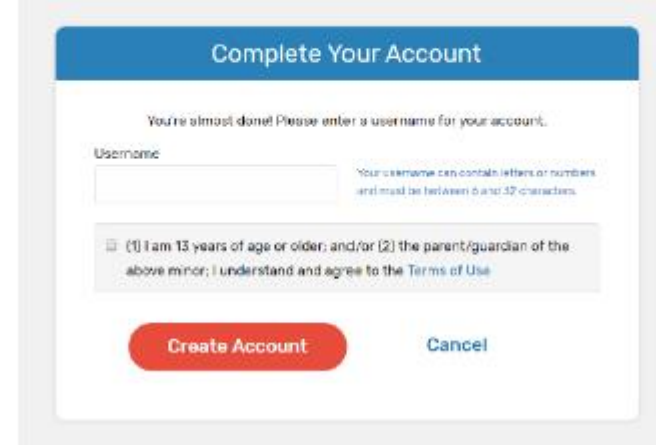
3



4

Enter a Username

After creating your account, you can still log in with your 4-H Online credentials. The username will be used if you decide to disconnect your account from 4-H Online.



Creating An Account – FFA & Independent

Enter information for the individual whose name will appear on the certificate

A parent or guardian must create the account (in the child's name) for a member that is 12 or younger

Email entered for member that is 12 or younger, must be that of a parent or guardian

Create Account

Enter your account information. All fields are required.

First Name	Last Name
<input type="text"/>	<input type="text"/>
Email (parent/guardian email if this account is for a youth 12 or younger)	Confirm Email
<input type="text"/>	<input type="text"/>

Username	Your username can contain letters or numbers and must be between 6 and 32 characters.
<input type="text"/>	
Password	A password must be eight characters or longer, contain at least one number, and contain either a capital letter or a special character.
<input type="text"/>	
Confirm Password	
<input type="text"/>	

State	County
<input type="text"/>	Select a state first ...

Date of Birth	Gender
<input type="text"/>	I am...

Residence	Ethnicity
<input type="text"/>	I am...


Race	Check all the boxes that apply to you. If your ethnicity is "Non-Hispanic", you must select at least one option.
<input type="checkbox"/> American Indian / Alaskan Native	
<input type="checkbox"/> Asian	
<input type="checkbox"/> Black / African American	
<input type="checkbox"/> Native Hawaiian / Pacific Islander	
<input type="checkbox"/> White	
<input type="checkbox"/> Balance of Other Combinations	
<input type="checkbox"/> Prefer Not To State	

(1) I am 13 years of age or older; and/or (2) the parent/guardian of the above minor; I understand and agree to the [Terms of Use](#)

Create Account

Creating An Account – FFA & Independent

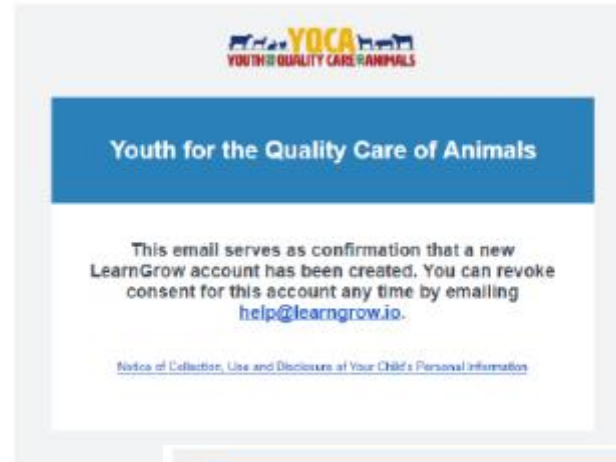
For members 12 or younger



Youth for the Quality Care of Animals

A new LearnGrow Account has been requested

A new LearnGrow account has been requested for a child under the age of 13, please review the [Notice of Collection, Use and Disclosure of Your Child's Personal Information](#). Clicking to confirm will serve as consent to create the account.



Youth for the Quality Care of Animals

This email serves as confirmation that a new LearnGrow account has been created. You can revoke consent for this account any time by emailing help@learngrow.io.

[Notice of Collection, Use and Disclosure of Your Child's Personal Information](#)

Data Sharing

Data Sharing Consent

I give permission for LearnGrow and the Organization associated with this account to share Personally Identifying Information including but not limited to First Name and Last Name to third parties for the purpose of verifying course certification.

Member Full Name

Parent/Guardian Full Name

I agree

Parental

Parent/Guardian Consent

I hereby declare that I am the parent or legal guardian of the minor named on this account. I certify that I have read, understand and will comply with all [Terms of Use](#) and ensure that all minors under my care understand and will comply with all [Terms of Use](#). I understand the below identified laws will be followed to protect my child's information that will be collected as part of the account creation process:

Children's Online Privacy Protection Act (COPPA) – COPPA applies to commercial companies and limits their ability to collect personal information from children under 13.

I agree to the terms stated above and give permission for the minor named

Member Full Name

Parent/Guardian Full Name

I agree

NAVIGATING THE ACCOUNT

Navigating The Account

Home screen for member

To start a course, click one of the course listed

- Be sure to select Web-Based Training
- Read the description of the course carefully to make sure the individual associated with the account meets the requirements

The screenshot displays a 'Course List' interface with a grid of six course cards. The top right corner features a 'Completed' button and a 'View All' button. The cards are arranged in two rows of three. The first row contains three 'Junior' courses (Age 08, 09, and 10), each with a 'Completed' status. The second row contains three 'Junior' and 'Intermediate' courses (Age 11, 12, and 13). The Age 12 and 13 courses are marked as 'Registered'. Each card includes a course title, a qualification requirement, and pricing for 'Web-Based Training' and 'Instructor-Led Training'.

Course	Age Group	Level	Web-Based Training	Instructor-Led Training	Status
Course	Age 08	Junior	\$12.00	\$3.00	Completed
Course	Age 09	Junior	\$12.00	\$3.00	Completed
Course	Age 10	Junior	\$12.00	\$3.00	Completed
Course	Age 11	Junior	\$12.00	\$3.00	Completed
Course	Age 12	Intermediate	-	-	Registered
Course	Age 13	Intermediate	-	-	Registered

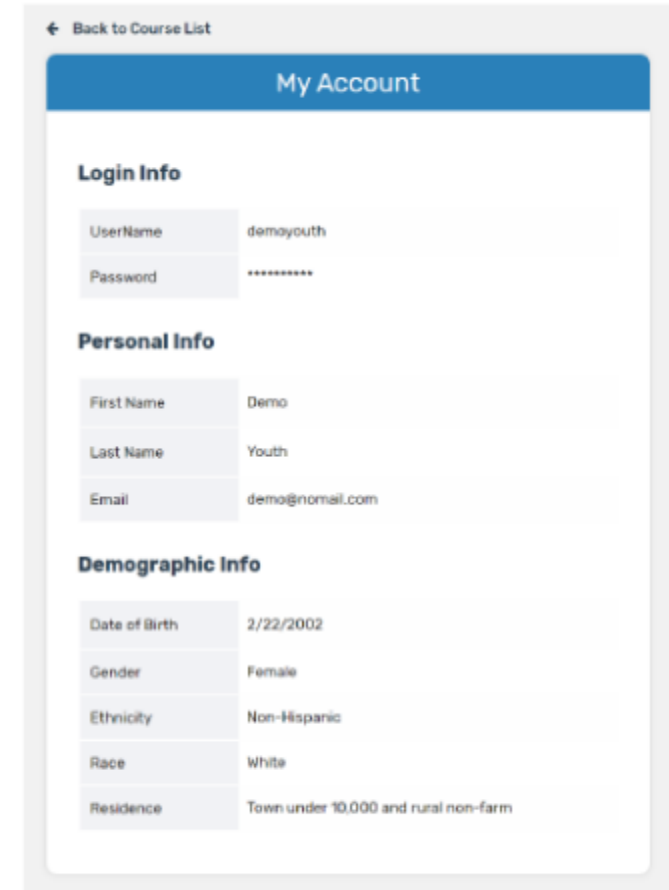
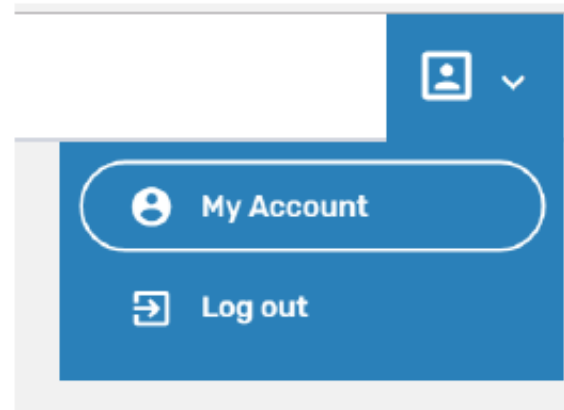
Navigating The Account - Menu

Account Menu

- Upper right of every screen after logging in

My Account Screen

- Shows individual's information
- If account is not linked to 4-H Online, password and email can be changed here



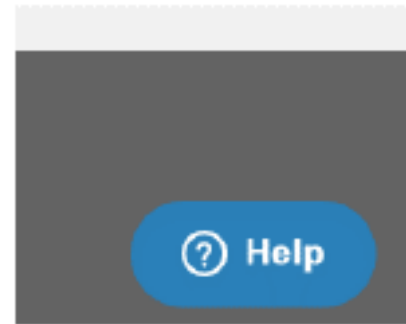
Navigating The Account - Help

Help

- Lower right of every screen after logging in

Getting Help

- After clicking 'Help', user will be presented with a screen to send a message



Leave us a message ×

Your name
Demo

Email address*
demo@nomail.com

How can we help you?*

Attachments
Add file or drop here

zendesk Cancel Send

PURCHASING A COURSE

Purchasing A Course

1. **Select a course**
2. **Purchase the course**
3. **Pay for the course**

1

Course List

Course
Age 08: Junior

To qualify for this course, you must have turned 8 in the previous calendar year.

Web-Based Training	\$12.00
Instructor-Led Training	\$3.00

2

Course List

Web-Based Training

Course
Age 11: Junior **\$12.00**

To qualify for this course, you must have turned 11 in the previous calendar year.

[Purchase Course](#)

OR

Instructor-Led Training

Course
Age 11: Junior **\$3.00**

To qualify for this course, you must have turned 11 in the previous calendar year.

State

Training
Select a state first...

[Purchase Course](#)

3

Select payment method

Back To Course

Course	Age 08: Junior
Amount	\$12.00
Type	Web-Based Training

Apply a gift card if you have one

Gift Card [Apply](#)

Select from one of your existing credit cards or add a new one.

[Add Credit Card](#)

Your Saved Credit Cards

Add Credit Card

Cardholder Name

Card Number

Expiration Date Jan 2017

Validation (CVV)

[Add Credit Card](#) [Cancel](#)

Purchasing A Course and Taking Pre-Course Survey

4. Finalizing payment
5. Viewing the receipt
6. After purchasing a course, an email will be sent inviting users to take a pre-course survey.

4

Back To Course

Select payment method

Course: Age 08: Junior
Amount: \$12.00
Type: Web-Based Training

Apply a coupon code if you have one

Coupon Code:

Select from one of your existing credit cards or add a new one.

Your Saved Credit Cards

VISA	Demo Parent	4XXXX-XXXX-XXXX-4444
------	-------------	----------------------

5

Back To Course

Course Registration

Age 08: Junior

To qualify for this course, you must have turned 8 in the previous calendar year.

Course Registration Status

Registered

Invoice

Invoice Number	Invoice Amount
2	\$12.00
Invoice Status	Amount Paid
Paid	\$12.00
	Invoice Balance
	\$0.00

COMPLETING CERTIFICATION

Completing A Course

Must pass 3 quizzes to get certified

- Animal Well-Being
- Food Safety
- Life Skills

Select a Knowledge Builder and Skills to gain knowledge and test your skill

- Status will show throughout to track progress

Back to Course

- Will return user to menu page to select another Knowledge Builder, Skills Lab or Quiz

The screenshot displays a course interface for 'Age 08: Young Adult'. The course title is highlighted in a blue header. Below the title, a requirement states: 'To qualify for this course, you must have turned 8 in the previous calendar year.' The course content is organized into two main sections: 'Animal Well Being' and 'Food Safety'. Each section contains three items: 'Knowledge Builder', 'Skills Lab', and 'Quiz Required'. The 'Knowledge Builder' item in the 'Animal Well Being' section is highlighted with a pink box. To the right of the course content, a progress tracking section shows three status indicators: 'Viewed' with a green circle, 'Completed' with a green checkmark, and 'In Progress' with a yellow pause icon. Below the course content, a 'Back To Course' button is highlighted with a pink box. At the bottom of the page, the text 'Lesson Details - Knowledge Builder' is displayed, followed by a 'Viewed' status indicator with a green circle.

Printing A Certificate and Taking Post-Course Survey

Return to course menu screen to print certificate after all quizzes have been passed or access certificate number from email

Certificate can download as a PDF to save locally and/or send electronically. To print PDF, click on printer icon and send to local printer.

Upon completion of course, click "Take Survey" to access post-course survey

← Back to Course List


Course

Age 14: Intermediate **Status: Completed** [View Registration Details](#)

To qualify for this course, you must have turned 14 in the previous calendar year.

[Print Certificate](#) [Take Survey](#)

Animal Well Being



Youth for the Quality Care of Animals

James Youngblood completed Age 14: Intermediate.
Your certification number is 1559401914.

You can sign in and view the course to print your certificate.

[Sign in](#)

Help us by completing this survey:

[Take Survey](#)