



**Licking County  
4-H Youth Development  
Program**

**- Fall 2010 -**

vision

**Create an Award Winning Form:  
Making it Happen!**



# Why Complete An Ohio 4-H Achievement Record?

- Positively reflect your 4-H work
- Earn trips, scholarships, and other awards
- Use information for completing collegiate forms and scholarship applications



# Opportunities...

- County (May vary by county)
- State



# County-Selected Opportunities...

- Ohio 4-H Teen Conference
- Shooting Sports Education Camp
- Sea Camp
- State 4-H Leadership Camp
- Citizenship: Washington Focus



# Ohio Teen Conference

- Held at the Columbus Convention Center (Columbus, Ohio).
- One day conference specifically for teen leaders throughout Ohio.
- Provides training and information in a variety of subject matters.
- Great opportunity for teens to choose from over 80 sessions that focus on youth leaders.



# Shooting Sports Education Camp

- Held at Canters Cave 4-H Camp (Jackson, Ohio)
- State-wide camp caters to those youth involved in the shooting sports projects and is absolutely packed with hands-on learning and experience.
- Certified adults lead all sessions and focus on safety and education.



# Sea Camp

- Held at Kelleys Island 4-H Camp
- State-wide conference for youth ages 13 to 18.
- The goal is to acquaint participants with one of Ohio's most important natural resources: Lake Erie!
- Participants get their feet wet while learning marine-related skills, crafts and activities.



# State Leadership Camp

- Held at 4-H Camp Ohio (St. Louisville, Ohio).
- A once-in-a-lifetime, exciting, fun, challenging, learn-by-doing leadership development experience.
- Leadership campers plan, conduct and evaluate the program themselves!
- Campers gain ideas to strengthen their local and county programs.





# Citizenship: Washington Focus

- Held at the National 4-H Center (Chevy Chase, Maryland).
- A 4-H leadership program for youth ages 14-19 from across the country.
- CWF helps you to understand how your actions can make a difference.
- The program uses our nation's capital as a classroom to teach appreciation for, understanding of, and involvement in, government issues.



# State Level Award Opportunities...

- Scholarships
- State Junior Fair Board
- State & National Conference Delegates
  - National Dairy Conference
  - Ohio Dairy Goat Conference
  - National 4-H Congress

vision



# 4-H Scholarships

- There are many scholarships available to high school seniors, and additional scholarships available for those current and former 4-H members who are already college students.
- Member can apply for various opportunities through one form!
- Scholarships may be tied to project areas, county of residence, or college of choice.



# State Junior Fair Board

- The Ohio State Fair Junior Fair Board is comprised of outstanding individuals from each of the youth organizations represented at the Ohio State fair.
- They serve to strengthen and help coordinate fair activities each year.
- One male and one female are selected annually to serve a two-year term.



# National Dairy Conference

- Provide outstanding dairy cow members with opportunity to practice new skills, observe new techniques, meet new people, share ideas, and give them the means to go back to their communities and enhance the understanding of dairy projects.
- At least two delegates are selected each year to travel to Madison, Wisconsin.



# Ohio Dairy Goat Conference

- Provide outstanding dairy goat members with opportunity to learn more about the industry and enhance their leadership abilities.
- Held at the Ohio State University in September / October of each year.
- Four delegates are selected.



# National 4-H Congress

- Ohio's state project area award winners attend this premier event.
- It is through this program that the nation's most outstanding 4-H club members are brought together to learn from one another and share in both fun and educational programs to further develop their leadership skills and abilities.
- Held in Atlanta, Georgia each November.




**Got  
Opportunity?**

vision  
vision

**Absolutely!**  
**Now how do you apply?**





***Ohio  
All-In-One  
Achievement Record***




# Where Do I Start?

- Make a rough draft
- Break down into sections
- Brainstorm – talk to your 4-H advisor
- List possible items for each section
- Decide on a method of organizing your information
  - Categorize
  - Order by dates





# Make it EASY!!



- Keep records from year to year
- Continue adding to your form each year (write down EVERYTHING!)
- Don't forget about the small events that may apply
- **START EARLY!!!!!!**


vision



# What's Next?

- List items in their particular section
- Do not list items more than once worded exactly the same (combine years)
- Look at better ways to word your listed items (this REALLY makes a difference)





# Options Can Be Simple...

## AAA Record Form

Name: \_\_\_\_\_

Year: \_\_\_\_\_

Club: \_\_\_\_\_

<u>Category</u>	<u>Activity</u>	<u>Notes</u>
A) 4-H Work (projects and/or program areas)		



# Options Can Be Simple...

My 1<sup>st</sup> year in 4-H was \_\_\_\_\_

Club: \_\_\_\_\_

Advisors: \_\_\_\_\_

Projects completed: \_\_\_\_\_

Project summary (grade, placing at project review, placing at fair, etc.) \_\_\_\_\_  
\_\_\_\_\_  
\_\_\_\_\_

What I learned this year: \_\_\_\_\_  
\_\_\_\_\_  
\_\_\_\_\_

Offices held this year: \_\_\_\_\_

Community Service projects I worked on (both related to 4-H and others): \_\_\_\_\_  
\_\_\_\_\_  
\_\_\_\_\_

Committees I served on: \_\_\_\_\_  
\_\_\_\_\_  
\_\_\_\_\_

Contests I participated in: \_\_\_\_\_  
\_\_\_\_\_  
\_\_\_\_\_

Awards I received during this year: \_\_\_\_\_  
\_\_\_\_\_  
\_\_\_\_\_

Other accomplishments (participated in livestock skillathon and/or project reviews, attended camp, served as camp counselor, honor member, honor club, scholarships received, leadership given):  
\_\_\_\_\_  
\_\_\_\_\_  
\_\_\_\_\_

**Barbara Carder  
Hocking County**



# Achievement Form Sections...

- 4-H Work
- 4-H Participation
- Major 4-H Honors
- 4-H Community Service/Citizenship
- 4-H Leadership:
  - Volunteer/Promotional
  - Office/Committee
- Non 4-H Experiences in School, Church & Community
- 4-H Story
- Project-Related Photos



# Dos and Don'ts...

- Use and follow state designed Achievement Form
- Be as neat as possible – this increases chances of winning
- Do not use clip art, drawings or italic print
- Don't add additional pages, except for 4-H Story and Photos... follow published guidelines
- Do not go outside of set lines and margins





# More Dos and Don'ts...

- Compile information by year and project on another sheet of paper – most significant is best to be used
- Avoid using non-descriptive verbs such as attended, assisted, or helped – refer to available list of verbs for more choices
- Where appropriate, include: hours, dollars, numbers, and numbers of donations (it shows detail)
- Don't ignore the guidelines; these forms will be disqualified from state awards



# More Dos and Don'ts...

- Avoid the overuse of **BOLD** type
- Use the same font size throughout the entire application
- All Achievement Records **MUST BE** typed
- Members should not include OPEN class activities with their 4-H work unless it is actually considered to be 4-H project work
- Remember that FFA activities may not be listed under any category other than Non-4-H Experiences



# Achievement Form Sections...

- 4-H Work
- 4-H Participation
- Major 4-H Honors
- 4-H Community Service/Citizenship
- 4-H Leadership:
  - Volunteer/Promotional
  - Office/Committee
- Non 4-H Experiences in School, Church & Community
- 4-H Story
- Project Photos



# 4-H Work...

- Report of completed 4-H projects
- Knowledge gained from project work
- Skills gained (build upon one another)
- Project investments (purchases, savings, profits)
- Show strength by project area



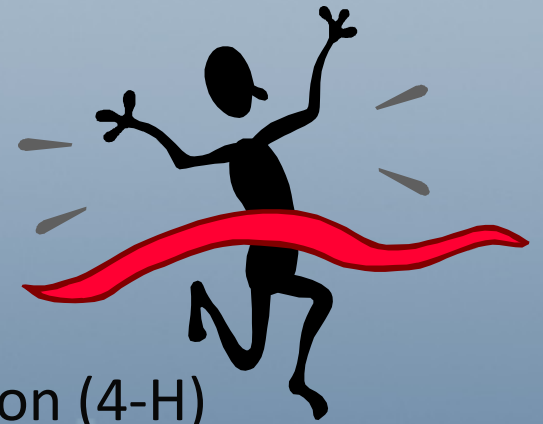
# 4-H Participation...

- Contributed to 4-H meetings, presented information, led an activity
- Participated in an out-of-county (or state) event or camp
- Participated in 4-H Camps
- Participated in junior fair royalty programs
- Created a club booth
- Participated in fund raisers (candy, flowers, etc.)
- Received training for a club office



# Major 4-H Honors...

- Project awards – ribbons and trophies
- County award pins/certificates
- Trips (county, state, national)
- Scholarships
- Fair-related awards and recognition (4-H)





# 4-H Community Service/Citizenship

(include hours volunteered or items collected or donated)

- Club community service efforts
- Volunteering with a county 4-H activity (clinics, camps, programs, fair, etc.)
- Donating items for programs / events
- Individual community service as a representative of 4-H club or project work (donating eye glasses, story books to daycare center, assisting in soup kitchen)

***Be sure to point out your investment / contribution!***



# 4-H Leadership: Volunteer/Promotional

- Served as a camp counselor, taught sessions at camp
- Serve on Junior Fair Board / Food & Fashion Board / Tech Team / Junior Leaders
- Newspaper articles or radio promotions
- Facilitated 4-H CARTEENS program
- Recruited new members through School Awareness Programs
- Mentored younger members
- 4-H Week promotional activities





# 4-H Leadership: Office / Committee

- Served as a club officer
- Club committee involvement
- County committee participation (4-H Committee, species committees, etc.)
- Junior Fair Board / Food and Fashion Board / Junior Leader officer or committee member

***Define responsibilities when possible.***



# Non 4-H Experiences

## School, Church and Community

- School
- Church
- Music / Dance / Sports
- Open Class activities
- Other youth organization involvement (FFA / Scouts / Grange, etc.)





# My 4-H Story...

- How has 4-H benefited or impacted my life...
- Vast array of experiences
- Show growth
- Demonstrate degree of participation
- Community service





# Suggestions for Story Strength...

- Find a memorable experience that appears in your Achievement Record and focus your story on this experience
- Create an outline for story flow
- Conclude with a “future plan”
- Tell what you’ve learned through 4-H



# Photo Page...

- You want to choose only a few photos. No fewer than four or five should be used. There is no maximum number, but use common sense. Do not do a collage of photos - it just isn't professional.
- The photos that you choose should represent your entire tenure within 4-H project work. Choose a few from your younger years, and a few that are recent. Just be sure that the photos that you choose relate DIRECTLY to the project area that you are applying to receive recognition.



# Photo Page...

- You want the judge to be able to see the photos clearly, and color is best if possible. You can either have reprints made, or simply have color copies made of original photos.
- Remember to label photos so that the judge will understand what is being done in the photo. It is important that they realize what the award was that you were presented, or how old the member was that you were mentoring, or that you are feeding a flock of animals that you have purchased and cared for yourself.



# Photo Page...

- There are obviously a number of ways that are appropriate to arrange photos on the photo page. Just be sure that they are displayed neatly, in color, with labels, are easy to see (not too dark, too bright, or blurry), and that they relate to your 4-H project work.
- Do not include photos that depict you doing Girl Scout / Boy Scout / FFA / etc. Remember that we want your photo page to portray your accomplishments and growth through 4-H Youth Development programs.




# Photo Page...

- Active photos are great...
  - The judge will appreciate the opportunity to see you in action as you illustrate the work that you have described in your form.





# FINISHING UP!!!



- Double-check the guidelines
- Check spelling
- Proof read your application!!
- Proof read, again!!!!!!



# Who can help me?

- Parent
- Advisor
- 4-H Youth Development Educator
- Peers who have been successful
- County 4-H Committee members
- English teacher





# RESOURCES...

- State 4-H Website
  - [www.ohio4h.org](http://www.ohio4h.org)
  - Click on “Youth Opportunities”
    - Then click on “Awards & Scholarships”
      - You will find forms, instructions, checklists, opportunity descriptions, etc.
    - Or click on “2011 Opportunities Handbook”
      - You will find an array of state opportunities with descriptions, selection criteria, etc.



# RESOURCES...

- Licking County Extension Website
  - <http://.licking.osu.edu>
    - Click on “4-H Youth Development”
    - Click on “Member Resources”
      - You will find PowerPoint presentation, record keeping documents, and more...

vision



# What's the Process?


- **County Awards Selection** (early November '10)
  - Selection made by County 4-H Committee members
  - Pin (initial recognition)
  - Certificate (additional recognition)
  
- **State Awards Selection** (late February '11)
  - Selection made by Ohio Extension Educators & State Specialists
  - State Awards Banquet (June 2011)
  - National 4-H Club Congress (November 2011)





## Selected at the County Level...

- Achievement Records are returned at County Recognition Event (11/16)...
  - Seek suggestions for improvement; review and strengthen
- Due back to Extension office January 7<sup>th</sup> ...
  - Follow criteria without exception
- Processed and submitted to State...





vision

**Now that you know how to  
complete the form...**

**...What's stopping you?**



***YOU  
CAN DO IT!!!!!!***

vision  
vision

...and **we're** here to help.





**Questions,  
Comments,  
Suggestions...**

vision

*Please take a moment to complete the evaluation form in order to provide feedback about this session.*



vision

**Thank you...**